

DigiMod 1500

DigiMod 1500 is a class-D amplifier module delivering up to 1500W, ideal for a wide range of applications such as mid to high power subwoofers, 2-way cabinets, stage monitors or active mixers. Both power supply and 2-channel output stage are mounted in a single and robust chassis of the same size of other DigiMod modules, for maximum scalability of mechanical design for different products. Specifically designed DSP boards with advanced processing, remote control and networking capabilities are available for **DigiMod 1500**, to perfectly fit with the amplifier and provide a complete solution in a compact package.

Specifications

AC Mains Power	
Operating voltage	AC 195V – 250V @ 50/60Hz, $I_{nom} = 2.2 A_{RMS}$
	AC 95V – 125V @ 50/60Hz, $I_{nom} = 3.6 A_{RMS}$
	*1/8 max output power
Efficiency	> 85% (typical)
Power consumption	
1/8 of max power @ 8 Ω bridged	270 VA
Max aux supply current draw	200 mA
Construction	
Dimensions	216 mm x 122 mm x 53 mm (8.5" x 4.8" x 2")
Weight	1.15 kg (2.53 lb)

FIXED
switching
frequency

AUTO
mains selection
optional

DSP
add-on



Technical Support

Should you encounter any difficulties in operating this amplifier module, please do not hesitate to contact our technical support. We will be glad to be of assistance.

support@powersoft.it

Powersoft
Via Enrico Conti, 13/15
50018 Scandicci - Firenze
Italy
Tel/fax: +39 055 735 1386

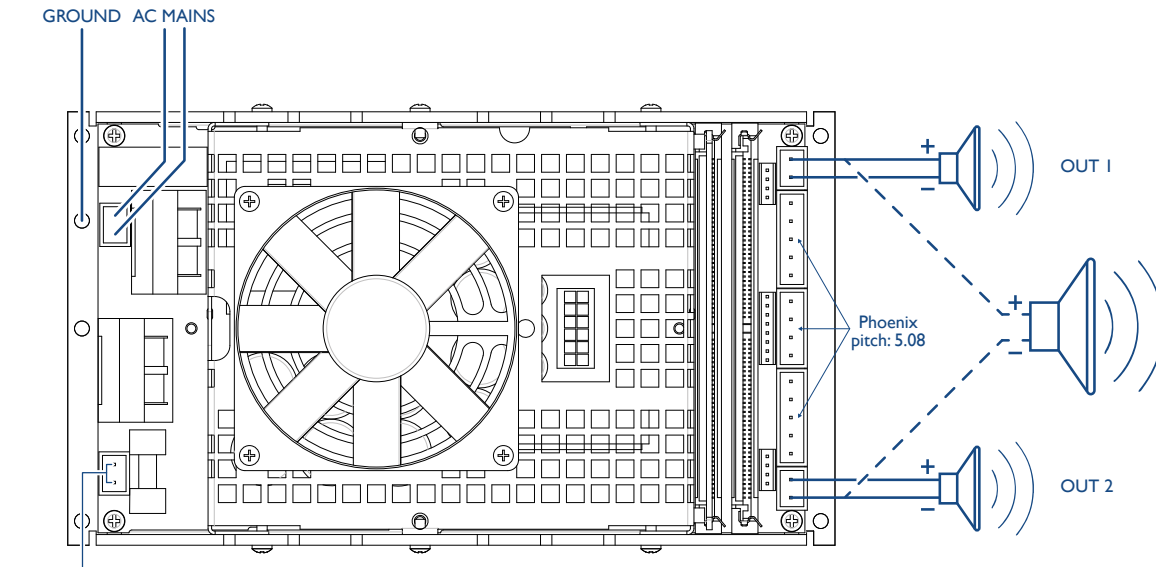
Powersoft
Via Enrico Conti, 5
50018 Scandicci (FI)
www.powersoft-audio.com

Powersoft

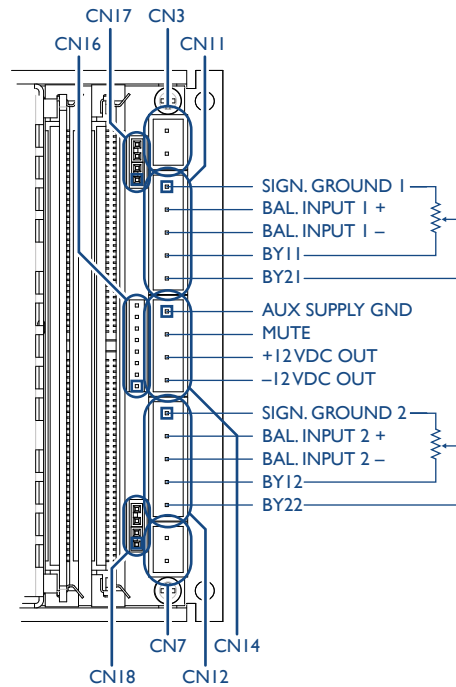


Quick Guide **DigiMod 1500**

DigiMod I 500

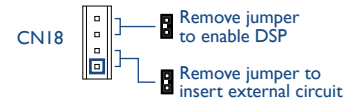
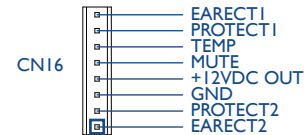
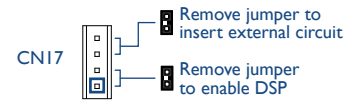


Place jumper to set operating voltage to 115V_{AC}



DEFAULT SETTINGS

- jumper in place
- pin 1 jumper not in place



CN11	
1	SIGN. GND 1
2	BAL. INPUT 1 +
3	BAL. INPUT 1 -
4	BY12
5	BY22

CN17	
1	BY31
2	BY21
3	BY21
4	BY11

CN14	
1	AUX SUP. GND
2	MUTE
3	+12VDV
4	-12VDC

CN16	
1	EARECT2
2	PROTECT2
3	GND
4	+12VDC OUT
5	MUTE
6	TEMP
7	PROTECT1
8	EARECT1

CN12	
1	SIGN. GND 2
2	BAL. INPUT 2 +
3	BAL. INPUT 2 -
4	BY12
5	BY22

CN18	
1	BY12
2	BY22
3	BY22
4	BY32