

HUMAN AUDIO EXPERIENCE

ELEVATING HUMAN AUDIO EXPERIENCE WITH THE WORLD'S FINEST TECHNOLOGY

19-11-2026

POWERSOFT GROUP AT A GLANCE

BRIEF DESCRIPTION

- Established in 1995 in Scandicci (Florence, Italy) by Luca and Claudio Lastrucci and Antonio Peruch, **Powersoft is a global leader in professional audio technologies**.
- Powersoft develops and manufactures **high-efficiency amplifiers, signal processing platforms, and transducer solutions**, all designed and engineered in-house.
- In 2025 **Powersoft acquired K-array**, expanding its portfolio **with premium loudspeaker systems** and adding over 100 skilled professionals.
- Driven by innovation and Made-in-Italy excellence, **Powersoft sets new standards in professional sound with patented, cutting-edge technologies**.

KEY HIGHLIGHTS

31 YEARS OF SUCCESS

279 HEADCOUNTS[1]

> 50 INTERNATIONAL PATENTS

~€ 46M REVENUES H1 2026

6 PRODUCTION PLANTS[2]

> 140 COUNTRIES COVERED

> 27% ADJ. EBITDA MARGIN H1 2026

HISTORY

1995 - 1998 — BIRTH AND DEVELOPMENT

1998 - 2008 — COMPANY GROWTH

2008 - 2018 — MULTINATIONAL GROUP

DEC 17-2018 — IPO

2025 — K-ARRAY ACQUISITION

TOWARDS — MARKET CONSOLIDATION & EXPANSION INTO EMERGING ONES

1) *Updated on June 2026*
2) *4 production plants are in outsourcing.*

GLOBAL SALES & COMMERCIAL STRUCTURE

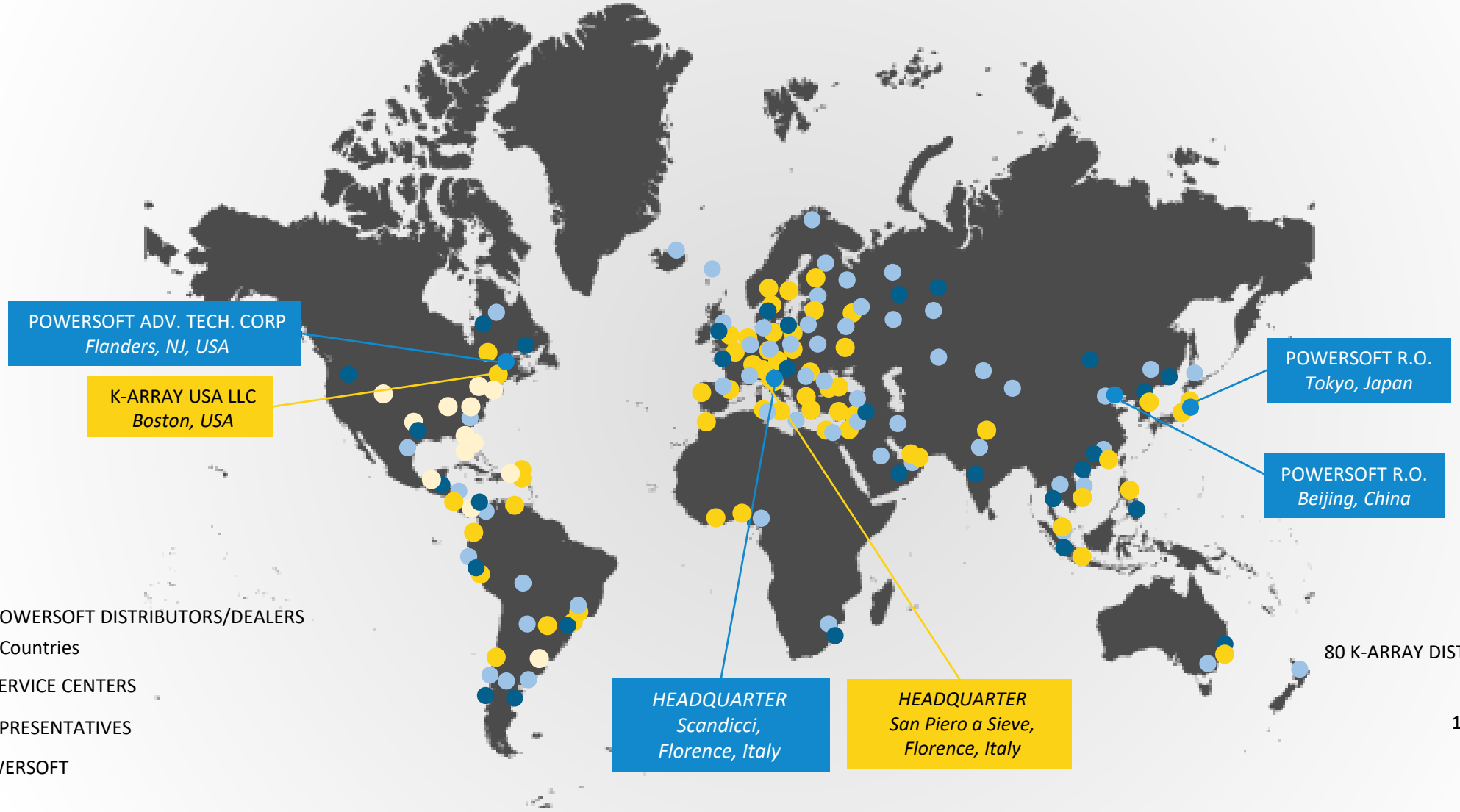

- 68 POWERSOFT DISTRIBUTORS/DEALERS
  138 Countries
- 29 SERVICE CENTERS
- 8 REPRESENTATIVES
- POWERSOFT

- 80 K-ARRAY DISTRIBUTORS/DEALERS
  70 Countries
- 14 REPRESENTATIVES
- K-ARRAY

THE AMPLIFIER IS NOT A SPEAKER WHICH IS NOT A LOUDSPEAKER. LET'S CLARIFY.

SYSTEM WITH A PASSIVE LOUDSPEAKER

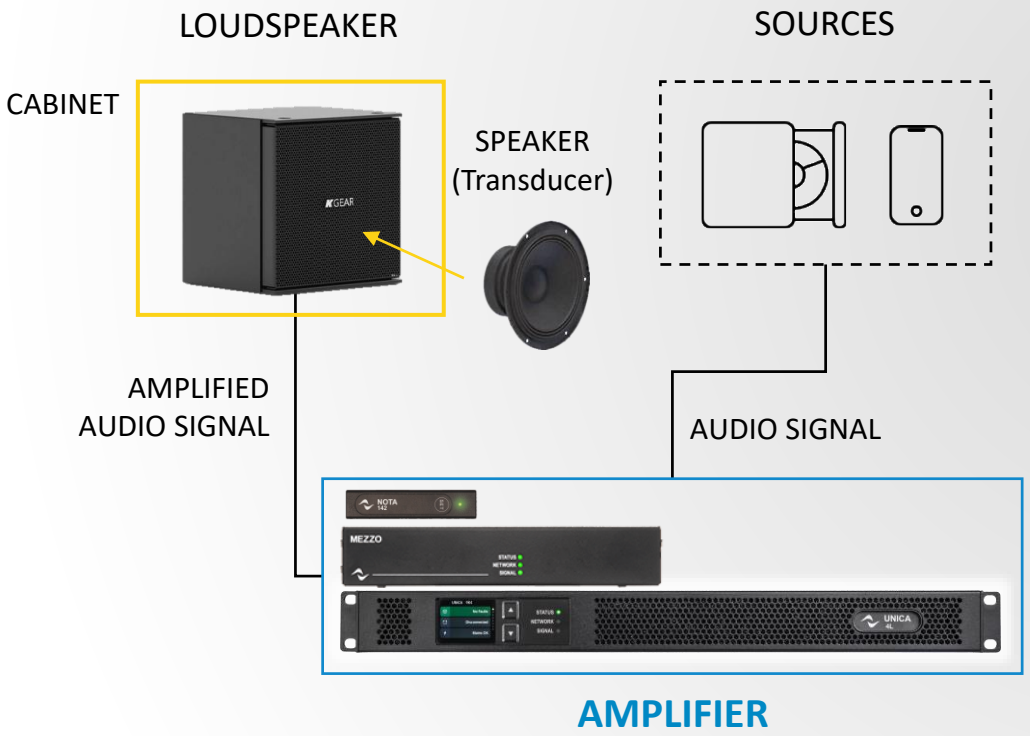

SYSTEM WITH AN ACTIVE LOUDSPEAKER

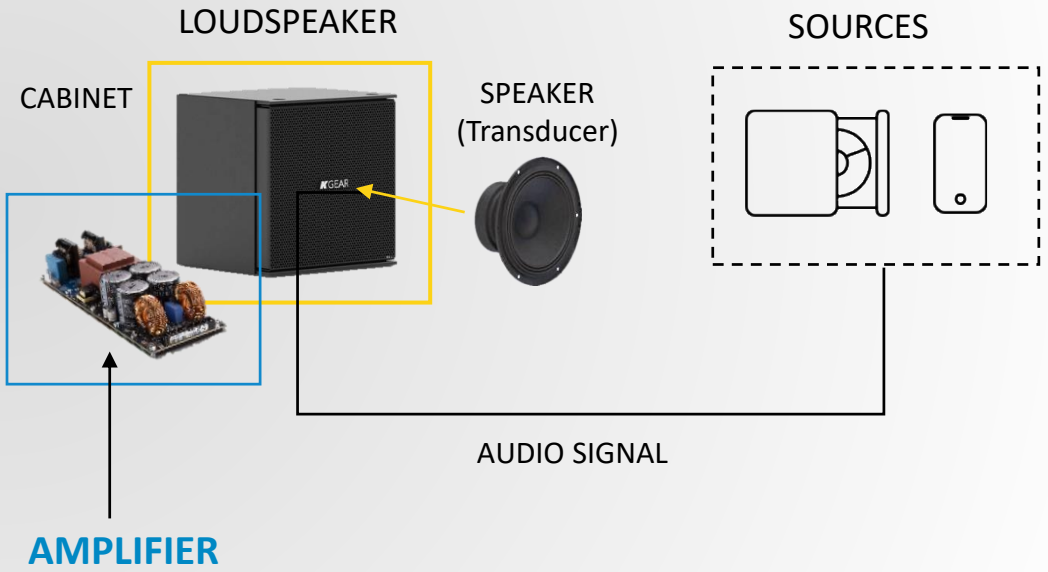

SOLUTION PROVIDER ALONG THE ENTIRE VALUE CHAIN

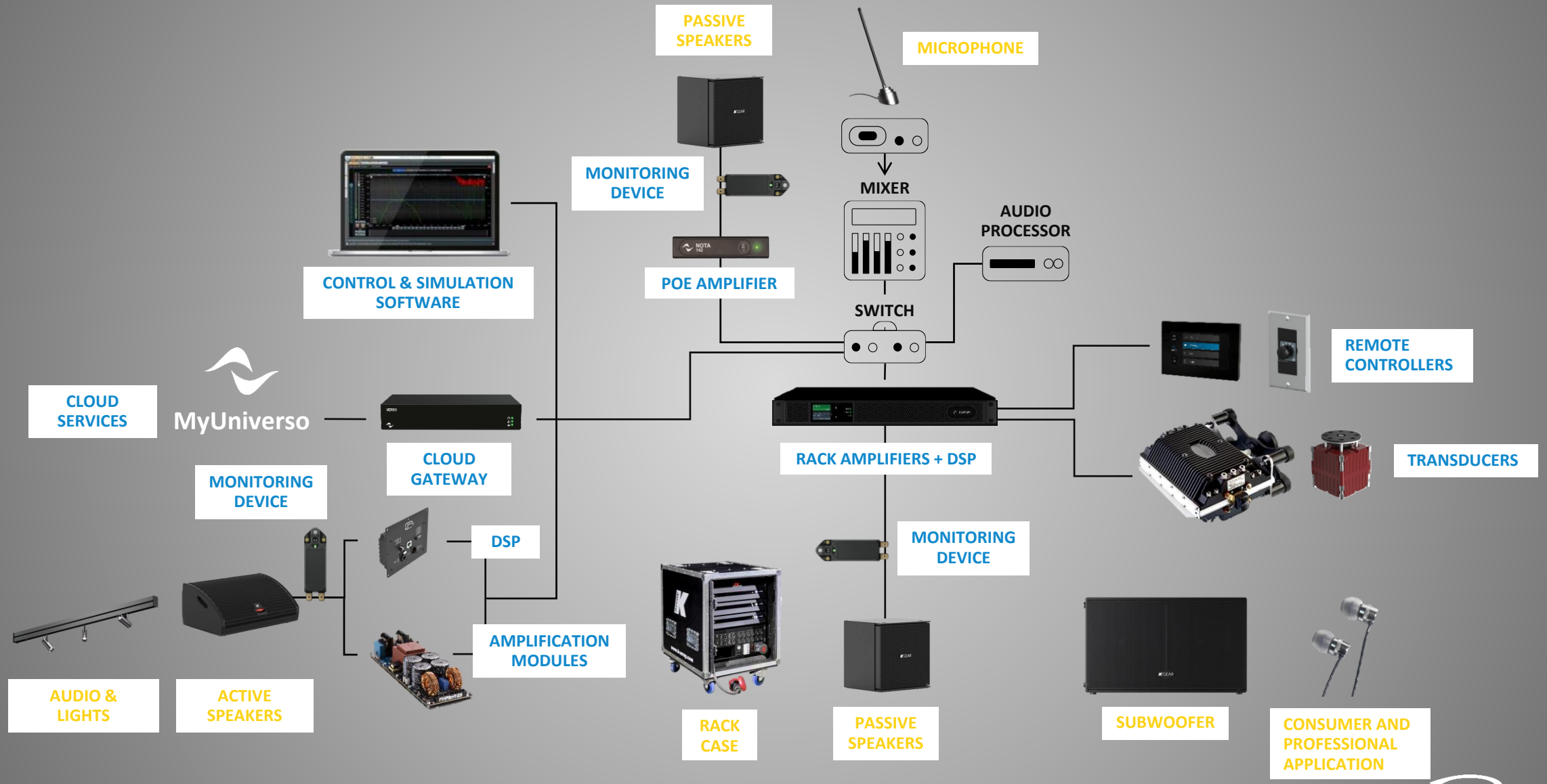

GLOBAL MARKET SEGMENTS

Powersoft

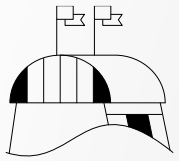

CONVENTION & EXHIBITION CENTERS



AIRPORTS & TRANSPORTATION HUBS



THEME PARKS & ATTRACTIONS

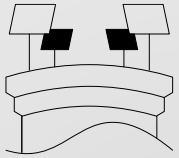

STADIUMS & ARENAS

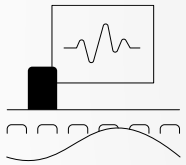

CONFERENCE HALLS & BOARD ROOMS

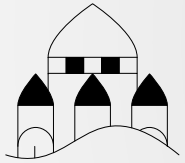

HOUSES OF WORSHIP

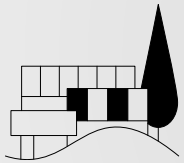

INDUSTRIAL & COMMERCIAL APPLICATIONS

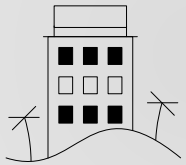

HOTELS & RESORTS

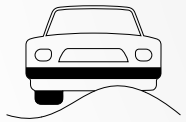

AUTOMOTIVE

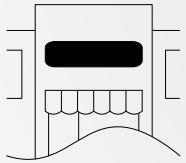

RETAIL & SHOPPING MALLS

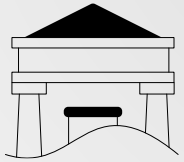

MUSEUMS & THEATRES

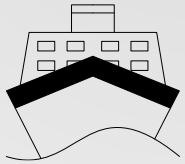

CRUISE SHIPS

K-ARRAY
Unique Audio Solutions

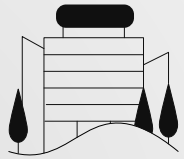

CORPORATE SPACES & SHOWROOMS

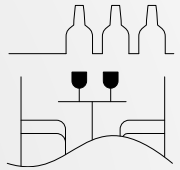

HO.RE.CA



LUXURY RESIDENTIAL & YACHTS

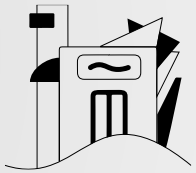

IMMERSIVE & DESIGNER INSTALLATIONS

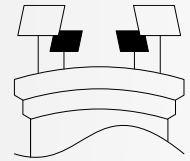

LIFESTYLE & EXPERIENTIAL SPACES



TRANSPORTATION



BROADCAST & STUDIOS

THREE PILLAR STRATEGY TO KEEP THE GROUP GROWING



FOCUS ON INNOVATION AND NEW TECHNOLOGIES

- **Top-level R&D** laboratory focused on innovative products
- **Strong R&D team**, also thanks to the integration between **Powersoft** and **K-array**
- Powersoft's **Ideofarm growth accelerator** for ideas and innovative technologies
- **Environmentally friendly products** Small sizes, huge power, super efficient

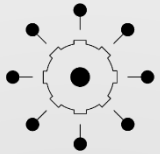

DELIVERING COMPLETE SOLUTIONS FOR VERTICAL MARKETS

- **Complete solution offering** enabled by **K-array**
- **Proprietary solutions designed** for specific target applications
- **Software** based services to exploit **upselling/cross-selling potential (cloud services)**
- **Partnership** for the expansion of the product/service catalogue
- **Cloud-native IOT products** to offer custom-related services

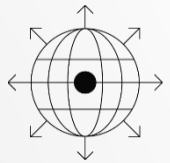

STRENGTHENING OF PRESENCE IN STRATEGIC MARKETS

- **Boost group presence in US** thanks to the strengthening of the commercial structure and business opportunities
- **Partnerships** with strategic players to enter new markets
- **New opportunities** in the **automotive, transportation, cinema** and **maritime industry**
- Direct presence in **China, Japan** and **other strategic territory**

INTEGRATED AND SCALABLE BUSINESS MODEL

CORE STRENGTHS

Integrated R&D: Innovation, proprietary tech, and versatile product design

Smart Purchasing: Technical know-how and agile supply chain

Lean Production: Scalable output and fast time-to-market

Diversified Sales Network: Targeted strategies and global reach in premium audio markets

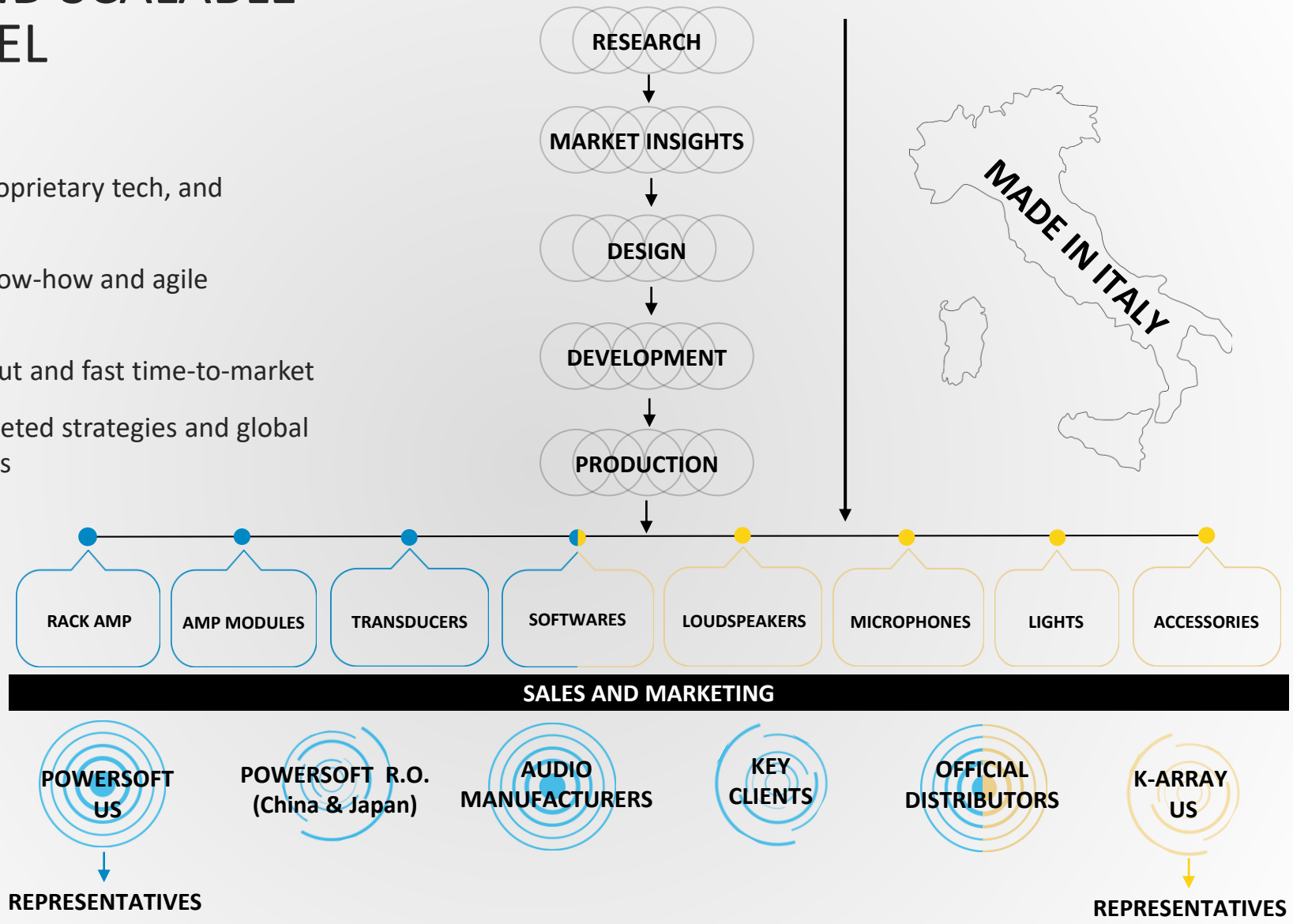

REDEFINING THE PRO AUDIO INDUSTRY BY SETTING NEW BENCHMARKS

2026

- BEST OF SHOW – ISE
  SpeakerMATE
- BEST OF SHOW – ISE
  GH4 Marine / Dragon Family

2025

- AUDIO TECHNOLOGY OF THE YEAR
  NOTA 142
- BEST INSTALLATION PROJECT
  Portrait Milano Hotel

2024

- BEST PROJECT OF THE YEAR
  SPHERE, LAS VEGAS
- BEST AUDIO PRODUCT
  LIZARD

2022

- BEST AUDIO MANUFACTURER
- BEST CORPORATE SPEAKER
  VYPER

2023

- MANUFACTURER OF THE YEAR
- BEST CONCERT HALL
  HUNGARIAN STATE OPERA HOUSE

2021

- CORPORATE & SOCIAL RESPONSIBILITY
- BEST HOME CINEMA GLOBAL THE CAMELLIAS

2020

- INDUSTRY INFLUENCER



CLAUDIO LASTRUCCI
Powersoft

ALESSANDRO TATINI
K-array

~50
INTERNATIONAL PATENTS

65
R&D PERSONNEL (23% OF EMPLOYEES)

2.4M
5.5% OF REVENUES INVESTED IN R&D IN H1 2026

POWERSOFT K-ARRAY

IDEOFARM

POWERSOFT INNOVATION GARAGE

Ideofarm bridges early-stage ideas with industrial development, **accelerating the creation of innovative technologies** and new products.

It brings together talent, research and industry expertise to **accelerate the development of new technologies** from concept to prototype.

Electroacoustics
Advanced audio technologies and sound innovation

Mechatronics
Integration of mechanical and electronic systems

Artificial Intelligence
Data-driven technologies and intelligent systems

Advanced Materials
Exploration of new materials for technological applications

HOW IDEOFARM DRIVES INNOVATION

Acceleration Program
for Startups & Early-Stage Ideas

Innovation Hub
for Students & Young Talent

IDEA & TALENT



RESEARCH
MVP
MARKET TEST

↓

INDUSTRIALIZATION APPLICATION

MADE IN ITALY EXCELLENCE





ESTABLISHING PARTNERSHIPS WITH STRATEGIC PLAYERS

FORGING ALLIANCES WITH STRATEGIC STAKEHOLDERS STANDS AS A PIVOTAL TACTIC FOR EXPANDING INTO NEW MARKETS



LA STAMPA

Economia

Powersoft, collaborazione tecnologica con Ferrari per migliorare esperienza audio

TELEBORSA

Pubblicato il 13/02/2024
Ultima modifica il 13/02/2024 alle ore 13:46

Powersoft, gruppo quotato su Euronext Growth Milan e attivo nei sistemi di amplificazione audio, trattamento del segnale e sistemi di trasduzione per il settore pro-Audio, ha annunciato una **collaborazione tecnologica** con Ferrari, casa automobilistica italiana che fa parte del FTSE MIB.

La collaborazione - si legge in una nota - ha l'obiettivo di sviluppare soluzioni che contribuiscano a **migliorare l'esperienza del marchio Ferrari in ambito audio**,

Powersoft announced a technology partnership with **Ferrari S.p.A.**



Powersoft announced its contribution in the Immersive Sound of **Sphere** in Las Vegas



Powersoft announced a partnership with **Cohesion**, part of Clair Global Group.



K-array per Samsung **Luxury LED For Home** Cinema



David Guetta testimonial of K-array's sound solutions



Powersoft renews its partnership with **BOSE Professional**



Powersoft announced a partnership with **HOLOPLOT**

THE EXECUTION PHASE HAS BEGUN

POWERSOFT HUMAN AUDIO EXPERIENCE CENTER

START OF THE CONSTRUCTION OF NEW POWERSOFT HQ, A STATE-OF-THE-ART HUB DEDICATED TO THE PROFESSIONAL AUDIO WORLD

Centralized Efficiency: Enhanced collaboration and cost savings through unified corporate functions.

Innovation Hub: A global center for cutting-edge audio technology and development.

Growth-Ready Design: Built to support increasing workforce and operational demands.

Sustainable Operations: Energy-efficient technologies for reduced environmental impact.

Collaborative Spaces: Synergistic work environments promoting innovation and employee well-being.









©ATELIER(S) ALFONSO FEMIA srl AF517*

FOCUS ON MARKET TRENDS

THE ITALIAN EXCELLENCE AT THE TOP OF HIGH-END PROFESSIONAL AUDIO MARKET

AT THE TOP OF THE PYRAMID

- **Top Leader** in the **high-end professional audio market.**
- Globally recognized **market setter of cutting-edge products.**
- Serving a diversified range of clients, both **professional customers** and **manufacturers.**
- **Since 1995 as a forefront player in the market**, set to face future challenges and to exploit new opportunities.

PRO AUDIO

Loudspeaker, Amplifiers, Mixer, DSP Transducer & others

Powersoft

K-ARRAY Unique Audio Solutions

MID MARKET (SEMI-PRO)

Portable sound, Headset, microphones, Mixer Console & others

MASS MARKET (CONSUMER)

TV Speaker System, Headset, in ear audio set & others

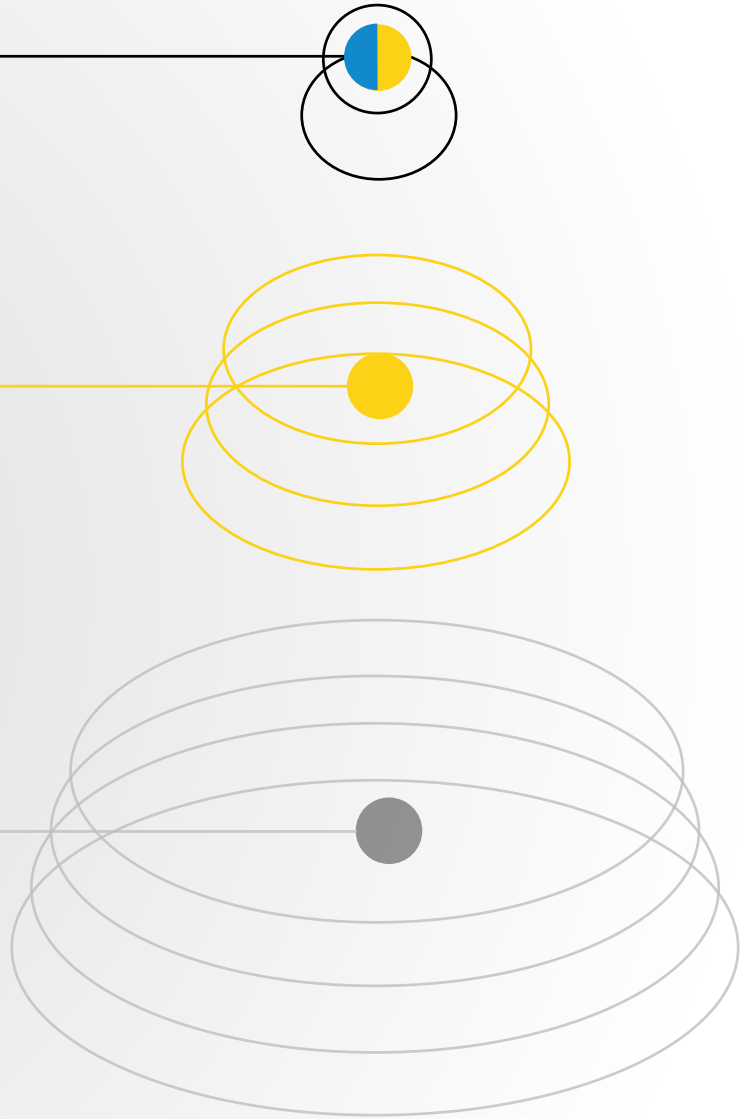

INCREASING FOCUS ON GROWING SEGMENTS

REFERENCE MARKET FOR TARGET APPLICATIONS STEADILY GROWING IN NEXT 5 YEARS

- A **strengthened market position and growing market** share have established the Group as a **recognized reference player** in the professional audio industry.
- The Group's strategic focus on demanding applications, where **performance, quality and technological excellence are critical**, provides strong exposure to the most attractive, high-growth segments **driving market expansion**.

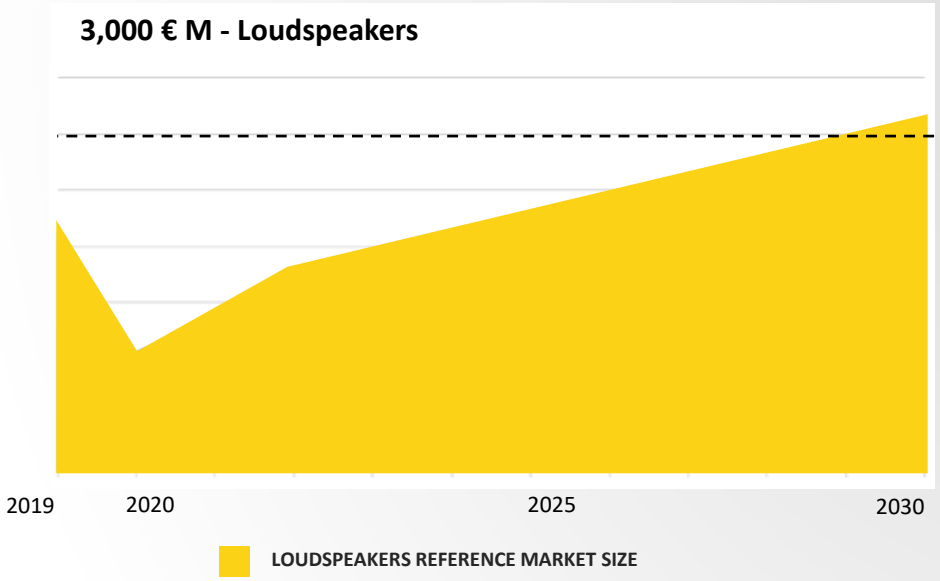

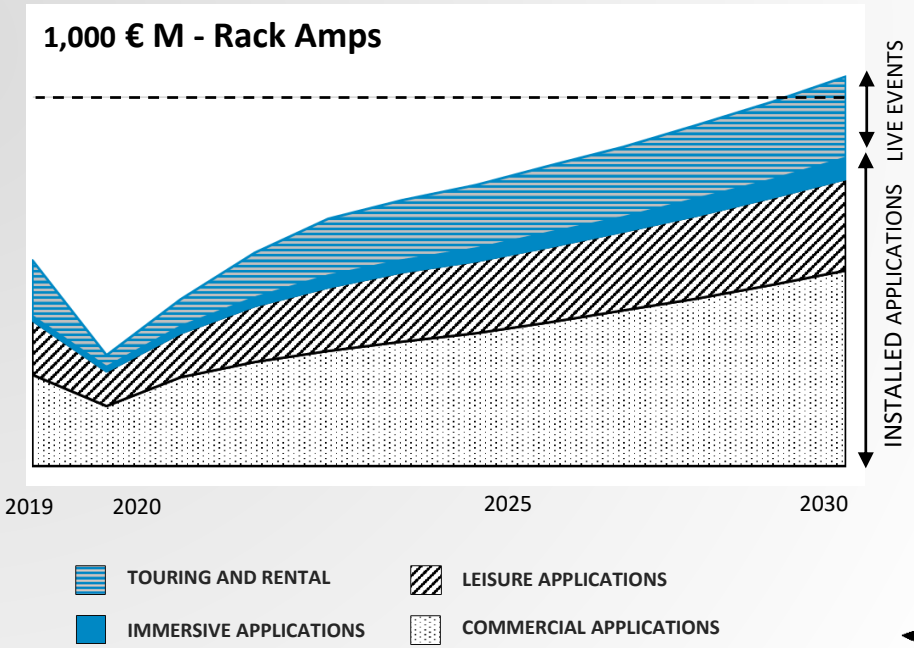

Data source: Powersoft elaboration based on primary research panels
Data is related to reference market for Powersoft-branded rack amplifiers and transducers (modules excluded)

A MARKET WITH ROOM FOR GROWTH AND CONSOLIDATION

Main market players for company size and level of vertical integration of products and offered services



COMPETITORS

PARTNERS

FOCUS ON POWERSOFT GROUP FINANCIALS

H1 2026 GROUP RESULTS KEY FACTS



Positive performance of Powersoft Group in H1 2026, thanks to a resilient business model in a complex macroeconomic environment characterized by growing geopolitical uncertainty and global trade tensions



Strengthening of the organizational structure, in line with the Group's growth strategy, with headcount reaching 279 employees as of June 30, 2026



Performance of the main economic aggregates:

- **Total Revenues** at **€ 46.3 M** (+12.6% YoY)
- **Adj. EBITDA** at **€ 12.1 M** (+5.2% YoY), sound **Adj. EBITDA margin** equal to **27.4%**
- **Net Profit** at **€ 4.6 M** vs € 4.2 M in H1 2025 (+8.6%)
- **NFP** of **€ -41.9 M** due to a decrease in cash, primarily attributable to the payment of dividends on June 24, 2026

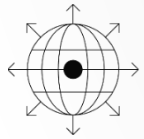

Reassuring visibility for the remainder of the year and optimism for the next year

FOCUS ON H1 2026 INCOME STATEMENT

(thousands of Euro)	30/06/2026	% on revenues	30/06/2025*	% on revenues	% change
Revenues	44,230	100.0%	40,651	100.0%	8.8%
Other revenues	2,043	4.6%	431	1.1%	374%
Total Revenues	**46,272**		**41,082**		**12.6%**
Cost of sales	(21,060)	-47.6%	(19,975)	-49.1%	5.4%
Increases for internal work	852	1.9%	871	2.1%	-2.2%
Commercial and marketing expenses	(7,028)	-15.9%	(5,624)	-13.8%	25.0%
General and administrative expenses	(9,994)	-22.6%	(8,589)	-21.1%	16.4%
EBIT	**9,041**	**20.4%**	**7,766**	**19.1%**	**16.4%**
Financial expense	(2,539)	-5.7%	(2,000)	-4.9%	26.9%
Financial income	564	1.3%	493	1.2%	14.4%
EBT	**7,067**	**16.0%**	**6,259**	**15.4%**	**12.9%**
Income taxes	(2,478)	-5.6%	(2,035)	-5.0%	21.8%
Net Result	**4,589**	**10.4%**	**4,224**	**10.4%**	**8.6%**

(thousands of Euro)	30/06/2026	% on revenues	30/06/2025*	% on revenues	% change
EBIT	**9,041**	**20.4%**	**7,766**	**19.1%**	**16.4%**
Amortization and depreciation	2,974	6.7%	2,290	4.8%	29.9%
Allocations	-	0.0%	144	0.4%	-
EBITDA	**12,016**	**27.2%**	**10,200**	**25.1%**	**17.8%**
Adjusted EBITDA	**12,108**	**27.4%**	**11,507**	**28.3%**	**5.2%**

Positive revenues growth and stable profitability in H1 2026

- **Revenues trend:** growth remained **positive** (**+12.6%**) despite the challenging economic context, with comparability also affected by K-array consolidation for the full half 2026.
- **Cost of sales: lower incidence on revenues**, **decreasing from 49.1% to 47.6%**, driven by a more favorable sales mix, only partially offset by the intercompany margin suspension related to inventories.
- **Commercial & marketing expenses and G&A:** increased due both to the consolidation of K-array for the entire half-year and to the **strengthening of the organizational structure**, consistent with the Group's growth strategy.
- **Profitability:** Adjusted EBITDA grew to **€ 12.1 M (+5.2%)**, maintaining a broadly stable incidence on revenues at **27.4%** vs **28.3%**; EBIT rose to **€ 9.0 M (+16.4%)**, with incidence expanding to **20.4%** from **19.1%**.
- **Bottom line: Net profit grew to € 4.6M (+8.6%)**, while maintaining a stable **10.4% incidence on revenues**, despite higher, largely accounting-driven finance costs related to the full consolidation of K-array.

* restated to reflect the final effects of the K-array Purchase Price Allocation. Data as of 30 June 2025 include 3 months of K-array (1st April - 30 June)

FOCUS ON H1 2026 BALANCE SHEET

(thousands of Euro)	30/06/2026	31/12/2025	Change	% change
Tangible fixed assets	2,321	2,176	146	6.7%
Assets from right of use	7,290	6,891	400	5.8%
Intangible fixed assets	17,749	18,580	(831)	-4.5%
Financial fixed assets	2,703	2,692	11	0.4%
Goodwill	26,883	26,883	-	0.0%
Fixed capital	**56,946**	**57,221**	**(275)**	**-0.5%**
Inventory	25,633	23,269	2,364	10.2%
Trade receivables	13,430	15,702	(2,271)	-14.5%
Other current assets	2,627	4,042	(1,415)	-35.0%
Trade payables	(9,431)	(9,152)	(279)	3.0%
Other current liabilities	(5,263)	(4,702)	(561)	11.9%
Net working capital	**26,997**	**29,158**	**(2,162)**	**-7.4%**
Other non-current assets (liabilities)	(4,740)	(5,443)	703	-12.9%
Net capital employed	**79,203**	**80,936**	**(1,733)**	**-2.1%**
Cash and cash equivalents	10,573	16,994	(6,421)	-37.8%
Financial assets	2,009	1,995	13	0.7%
Non-current financial liabilities	(40,075)	(42,439)	2,365	-5.6%
Non-current financial liabilities from rights of use	(6,049)	(5,809)	(240)	4.1%
Current financial liabilities	(6,996)	(7,875)	879	-11.2%
Current financial liabilities from rights of use	(1,352)	(1,165)	(186)	16.0%
Net financial position	**(41,889)**	**(38,299)**	**(3,590)**	**9.4%**
Share capital	(1,345)	(1,345)	-	0.0%
Reserves	(31,380)	(31,367)	(12)	0.0%
Profit (loss) for the period	(4,589)	(9,925)	5,336	-53.8%
Total equity	**(37,314)**	**(42,637)**	**5,323**	**-12.5%**
Total sources	**(79,203)**	**(80,936)**	**1,733**	**-2.1%**

Solid cash generation supports strategic investments and shareholder returns

- **Fixed capital:** remained broadly **stable**, at **€ 56.9 M** as of **30 June 2026** compared to € 57.2 M as of 31 December 2025, reflecting ongoing investments in line with the Group's strategy, including **continued investment in R&D**.
- **Working capital: € 27.0 M improved**, led by positive trends in receivables and payables, partially offset by higher inventory levels.
- **Financial position: € -41.9 M** liquidity remained at a **healthy level** despite the **€ 10.0 M** dividend distribution at the **end of June 2026**, reflecting **solid cash generation**, while financial liabilities continue to represent a significant component of the Group's balance sheet structure.
- **Equity:** is equal to **€ 37.3 M** compared to **€ 42.6 M** in 2025, primarily following dividend distribution for € 10.0 M.

FOCUS ON NET WORKING CAPITAL

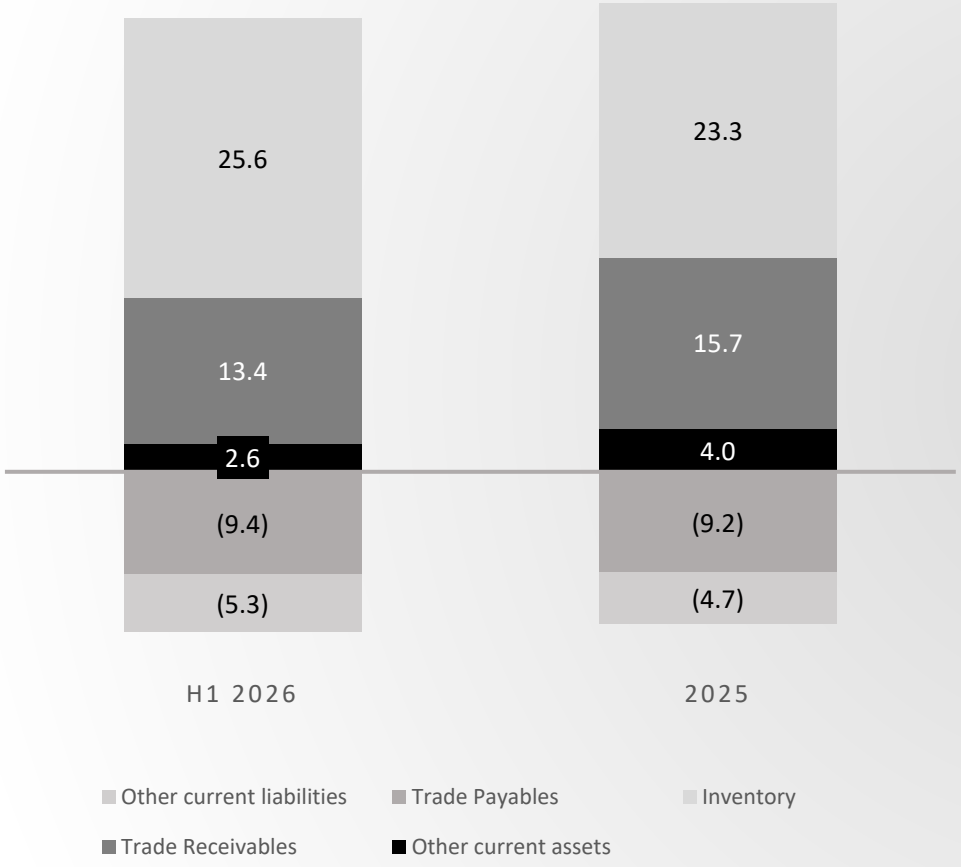

Improved working capital efficiency

Net Working Capital decreased to **€ 27.0 M** as of 30 June 2026, compared to **€ 29.2 M** at year-end 2025, reflecting **improved working capital efficiency** and supporting cash generation during the period.

The **NWC improved in comparison with 31 December 2025** thanks to the combined effect of:

- **Lower trade receivables**, following significant year-end 2025 invoicing to key customers, subsequently converted into cash during H1 2026.
- **Slight increase in trade payables**, reflecting higher purchasing activity towards the end of H1 2026;
- Inventory increased due to the **strategic build-up of stock** in the U.S. in order to be more responsive to the market;
- **Favorable evolution of other current assets and liabilities**, mainly driven by lower tax receivables and higher current tax payables.

FOCUS ON NET FINANCIAL POSITION

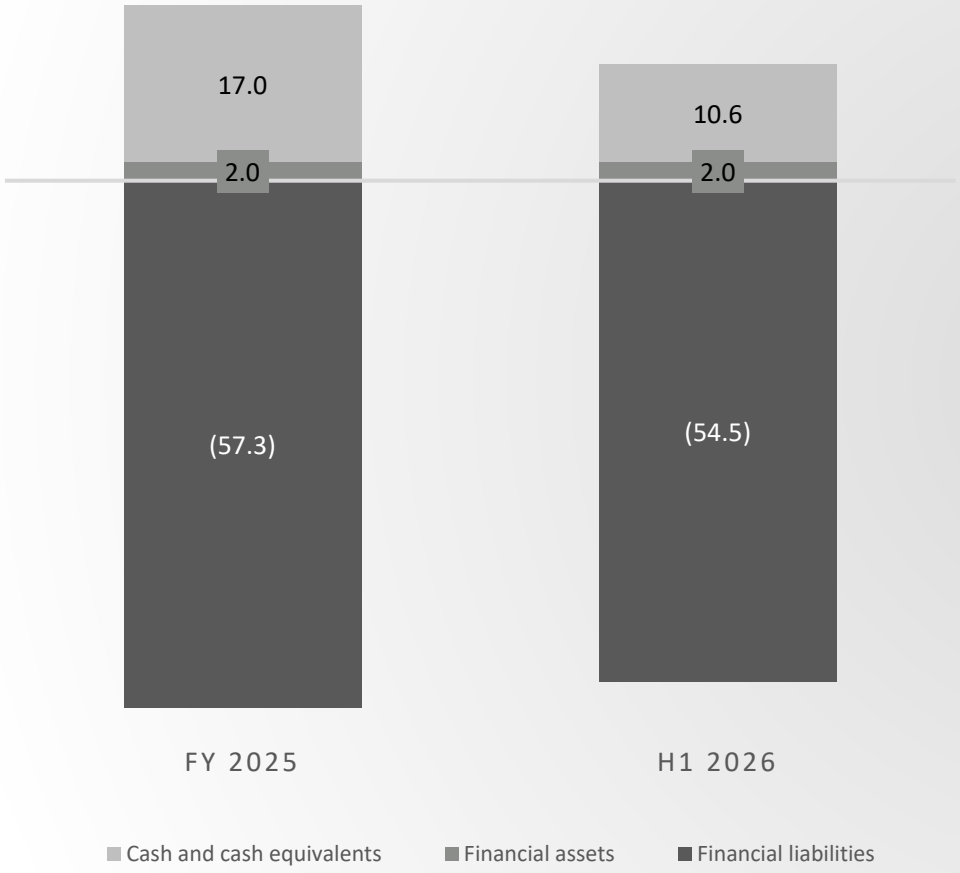

Strong operating cash generation supports a solid balance sheet

Net Financial Position of **€ -41.9 M** as of **30 June 2026**, compared to **€ -38.3 M** at year-end 2025:

- **Strong operating cash generation** substantially offset the cash absorption related to the € 10.0 M dividend distribution completed in June 2026 and acquisition-related payments;
- Financial liabilities **decreased** following the payment of the 1st tranche of the deferred price of K-array & upfront payment and lower tax consolidation payables;
- **Balance sheet structure remains solid**, with healthy liquidity and financial flexibility to support future growth.

As of 30 June 2026, **financial liabilities** are mainly composed by:

- Bank loans of € 15.4 M;
- Discounted deferred price of € 6.4 M;
- Discounted earn-out liability of € 7.7 M;
- Discounted liability for the put&call option of K-array of € 17.6 M;
- Liabilities for rights of use of € 7.4 M.

APPENDIX

GOVERNANCE

BOARD OF DIRECTORS

CARLO LASTRUCCI
CHAIRMAN

LUCA LASTRUCCI
CEO

CLAUDIO LASTRUCCI
DIRECTOR

ANTONIO PERUCH
DIRECTOR

LUCA GIORGI
DIRECTOR

ANTONELLA DIANA
INDEPENDENT DIRECTOR

LORENZO LEPRI
NON-EXECUTIVE DIRECTOR

BOARD OF STATUTORY AUDITORS

MASSIMO FOSCHI
CHAIRMAN

SILVIA BAROFFIO
STANDING STATUTORY AUDITOR

MICAELA BADIALI
STANDING STATUTORY AUDITOR

MASSIMILIANO MANFREDI
ALTERNATE STATUTORY AUDITOR

PAOLO LIMBERTI
ALTERNATE STATUTORY AUDITOR

STOCK FIGURES

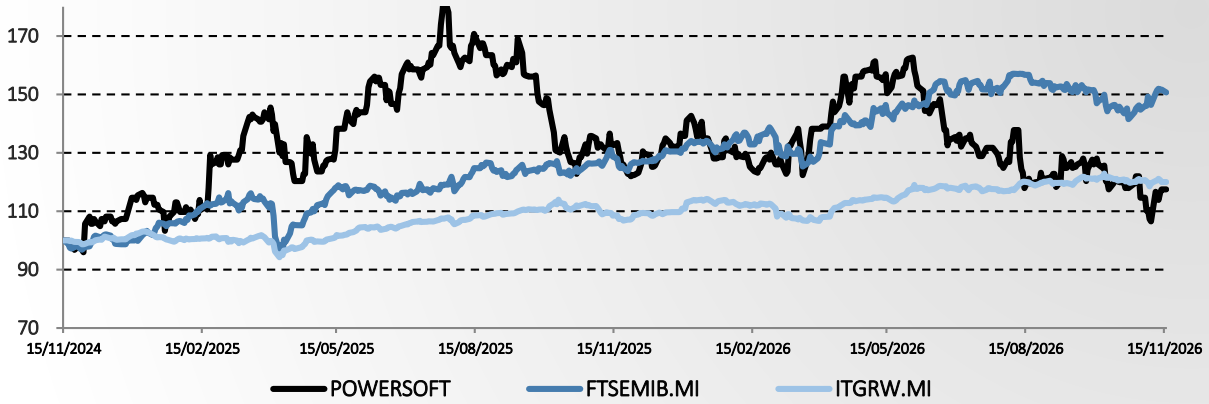

IPO: 17/12/2018
Shares: 12,847,275
Market: Euronext Growth Milan

Price (16/11/2026): € 14.45
Market Cap (16/11/2026): ≈€ 186 M
Average Daily Volume YTD: ≈ 2.4 K

AUDIT FIRM EY

SHAREHOLDINGS AND GROUP ORGANIZATION CHART

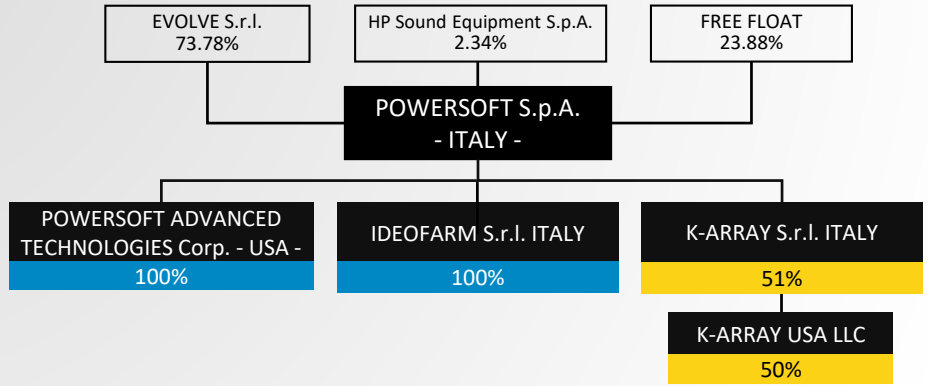

NOTABLE ARTISTS AND FESTIVALS WHO CHOOSE POWERSOFT

- AC/DC
- ANDREA BOCELLI
- BEYONCÉ
- BLACK EYED PEAS
- BRUNO MARS
- CALVIN HARRIS
- CAPAREZZA
- COLDPLAY
- DAVID GUETTA
- DRAKE
- ED SHEERAN
- ELTON JOHN
- EMINEM
- FOO FIGHTERS
- IRON MAIDEN
- JAMIROQUAI
- JAY-Z
- JUSTIN TIMBERLAKE
- KATY PERRY
- KENDRICK LAMAR
- LADY GAGA
- LAURA PAUSINI
- MADONNA
- MARTIN GARRIX
- METALLICA
- MUSE
- RADIOHEAD
- RED HOT CHILI PEPPERS
- SHAWN MENDES
- SIA
- TAYLOR SWIFT
- THE ROLLING STONES
- THE WEEKND
- U2
- VASCO ROSSI
- ZUCCHERO
- BURNING MAN
- COACHELLA
- ELECTRIC DAISY CARNIVAL
- EUROVISION SONG CONTEST
- GLASTONBURY FESTIVAL
- LES DUNES ELECTRONIQUES
- LOLLAPALOOZA
- ROCK IN RIO
- ROCKIN' 1000
- ROSKILDE FESTIVAL
- TOMORROWLAND
- ULTRA MUSIC FESTIVAL
- AND MANY MORE...

SOME OF OUR INSTALLATIONS AROUND THE WORLD

- ALLIANZ ARENA
- ARENA CORINTHIANS
- AUDI DOME
- BEIJING NATIONAL STADIUM
- BEITEDDINE PALACE
- BURBERRY
- CERN
- CITY OF DREAMS
- CLUB CUBIC
- DOMINO'S PIZZA
- DORTMUND STADIUM
- ESTADIO BBVA BANCOMER
- FISERV FORUM
- GELORA BUNG KARNO STADIUM
- GOOGLE CAMPUS
- GRAND THEATRE DE QUEBEC
- HARD ROCK STADIUM MIAMI
- LA CIGALE
- LAS VEGAS SPHERE
- MADISON SQUARE GARDEN
- MCDONALD’S
- MERCEDES-BENZ STADIUM
- NRG STADIUM
- PALA ALPITOUR
- PPG PAINTS ARENA
- QUDOS BANK ARENA
- RED BULL ARENA
- ROYAL ALBERT HALL
- ROYAL DANISH OPERA HOUSE
- SAPPORO DOME
- SCOTIABANK ARENA
- SINGAPORE SPORTS HUB
- STAPLES CENTER
- SYDNEY OPERA HOUSE
- T-MOBILE ARENA
- WEMBLEY STADIUM
- AND MANY MORE...

SOME OF K-ARRAY INSTALLATIONS AROUND THE WORLD

RESIDENTIAL

- THE CAMELLIAS INDIA
- DAVID GUETTA'S HOUSE MIAMI
- SPRING PONDS UK
- ICEBERG CANADA
- BURTON'S HOUSE CANADA
- AIRA'S HOUSE MALAYSIA
- RICHARD BRANSON'S HOUSE BVI
- 32 WATCH WAY
- ST BARTH'S

RESTAURANTS AND CAFES

- THE MAINE MAYFAIR LONDON
- SA CAPELLA IBIZA
- DANIEL BOULUD NY
- MEDUZA MEDITERRANIA NY
- REINE & LA RUE MELBOURNE
- GUCCI GARDEN
- THE SAVOY GRILL
- FOUR SEASONS FLORENCE
- BEAUTY & ESSEX LAS VEGAS
- QASR AL SULTAN DUBAI
- STANDARD DINING CLUB BRASIL
- MIGAS BEIJIN
- SOUK MADINAT BOARDWALK
- BAYSIDE MIAMI
- NOBU & ARMANI MILANO

CRUISE SHIPS

- VIKING
- DISNEY
- COSTA ATLANTICA
- COSTA PACIFICA
- P&O PACIFIC ADVENTURE

BROADCAST STUDIO

- THE VOICE
- X FACTOR
- CHINA CCTV CENTER
- FIFA WORLD CUP DOHA
- F1 MEDIA
- FOX SUPERBOWL - US

CORPORATE

- TIK TOK CHINA
- GOOGLE
- META
- LUXOTTICA ITALY
- JLL SINGAPORE
- SABIC SAUDI
- PFIZER NY
- ARMSTRONG HQ
- LEFT LANE CAPITAL
- PAVION
- DELOITTE BOSTON
- RED BULL HQ AUSTRIA

TOP POWERSOFT PRODUCTS

UNICA PLATFORM		**Third-generation amplifier platform**
MEZZO		**Compact half rack unit amplifier**
DC-RIDER		**DC-powered compact OEM amplifier**
MOVER		**Patented low-frequency transducer**
NOTA 142		**Ultra-compact PoE/PoE+ amplifier**

TOP K-ARRAY PRODUCTS

GH4		**High-performance, ultra-compact point source satellite speaker**
VYPER		**Ultra-flat loudspeaker line**
PINNACLE		**Integrated, self-powered, lightweight, plug and play speaker systems**
ANAKONDA		**Lightweight and able to take any form revolutionary speaker**
LYZARD		**Compact speakers without compromising the aesthetics or the sound**

DISCLAIMER

“This Presentation contains certain forward-looking statements. Forward-looking statements concern future circumstances and results and other statements that are not historical facts, sometimes identified by the words "believes," "expects," "predicts," "intends," "projects," "plans," "estimates," "aims," "foresees," "anticipates," "targets," and similar expressions. The forward-looking statements contained in this Presentation, including assumptions, opinions and views of Powersoft S.p.A. (“**Powersoft**” or the “**Company**”) or cited from third party sources, are solely opinions and forecasts reflecting current views with respect to future events and plans, estimates, projections and expectations which are uncertain and subject to risks. Market data used in this Presentation not attributed to a specific source are estimates of the Company and have not been independently verified. These statements are based on certain assumptions that, although reasonable at this time, may prove to be erroneous. By their nature, forward-looking statements involve a number of risks, uncertainties and assumptions that could cause actual results or events to differ materially from those expressed or implied by the forward-looking statements. If certain risks and uncertainties materialize, or if certain underlying assumptions prove incorrect, the Company may not be able to achieve its financial targets and strategic objectives. A multitude of factors which are in some cases beyond the Company’s control can cause actual events to differ significantly from any anticipated development. Forward-looking statements contained in this Presentation regarding past trends or activities should not be taken as a representation that such trends or activities will continue in the future. No one undertakes any obligation to update or revise any forward-looking statements, whether as a result of new information, future events or otherwise. Market data used in this Presentation not attributed to a specific source are estimates of the Company and have not been independently verified. Forward-looking statements speak only as of the date of this Presentation and are subject to change without notice. No representations or warranties, express or implied, are given as to the achievement or reasonableness of, and no reliance should be placed on, any forward-looking statements, including (but not limited to) any projections, estimates, forecasts or targets contained herein. Powersoft does not undertake to provide any additional information or to remedy any omissions in or from this Presentation. Powersoft does not intend, and does not assume any obligation, to update industry information or forward-looking statements set forth in this Presentation. This presentation does not constitute a recommendation regarding the securities of the Company.

This Presentation is not an offer, or a solicitation of an offer, to buy, sell or exchange any securities in Italy, pursuant to Section 1, letter (t) and letter (v) of Legislative Decree no. 58 of February 24, 1998, or in any other country or state and is not a prospectus or an offer document within the meaning of Italian laws and regulations.

***

It should be noted that the audit of the Draft Financial Statements has not yet been finalised and that the Independent Auditors' Report will therefore be made available within the terms required by law. It should be also noted that Income Statement and Balance Sheet shown in this Presentation are reclassified and not subject to audit by the Independent Auditors.”

Powersoft S.p.A.
Via Enrico Conti,5
50018 Scandicci
www.powersoft.com

Euronext Growth Advisor
Banca Finnat
+39 39 06 69933215

Specialist
Intermonte SIM S.p.A.
+39 02 771151

Corporate Brokers
Alantra Capital Markets
+39 02 63671601

Intermonte SIM S.p.A.
+39 02 771151

IR Manager
Massimo Ghedini
ir@powersoft.com
Ph. +39 055 7350230

IR Advisor
Vincenza Colucci – CDR Communication
vincenza.colucci@cdr-communication.it
M. +39 335 6909547
Eleonora Nicolini – CDR Communication
eleonora.nicolini@cdr-communication.it
M. +39 333 9773749

The information contained in these documents is confidential and only for the information of the intended recipient and may not be used, published or redistributed without the prior written consent of Powersoft S.p.A.
All forecasts included in this document are subject to risks and uncertainties of Powersoft itself and of markets. All forecasts are based on currently available information and reflect our management expectations. All forecasts reflect market parameters, assumptions and other fundamentals which could change and therefore influence the future results. All the forecasts are based on an hypothesis of organic growth and commercial and regulatory stability.